



lumini Solucoes em Iluminacao LTDA
www.lumini.com.br
Email: laboratorio@lumini.com.br
Tel: +55 11 3437-5555 Fax: +55 11 3437-5555
Address: Rua Ferreira Viana, 716 - Socorro - São Paulo/SP

lumini

LumCAT:

Luminaire: lbb01

LampCAT: modulo led smart 15W 30K irc 90

Ballast type:

Report No:

Voltage(V): 221.3200

Test No:

Current(A): 0.1470

Number of Lamps: 1

Power (W): 13.7000

Lamp flux(lm): 1547.0

PF: 0.4220

Length(mm): 275

Width(mm): 275

Phm Type: C

Height(mm): 0

Photometric Results

Lumens(lm): 930.47, Efficiency(%): 60.15% , Luminous Efficacy(lm/W): 67.92

Central intensity(cd): 437.286, Maximum intensity(cd): 437.286

Angle of maximum intensity: $C=0.0$ $\gamma=0.0$

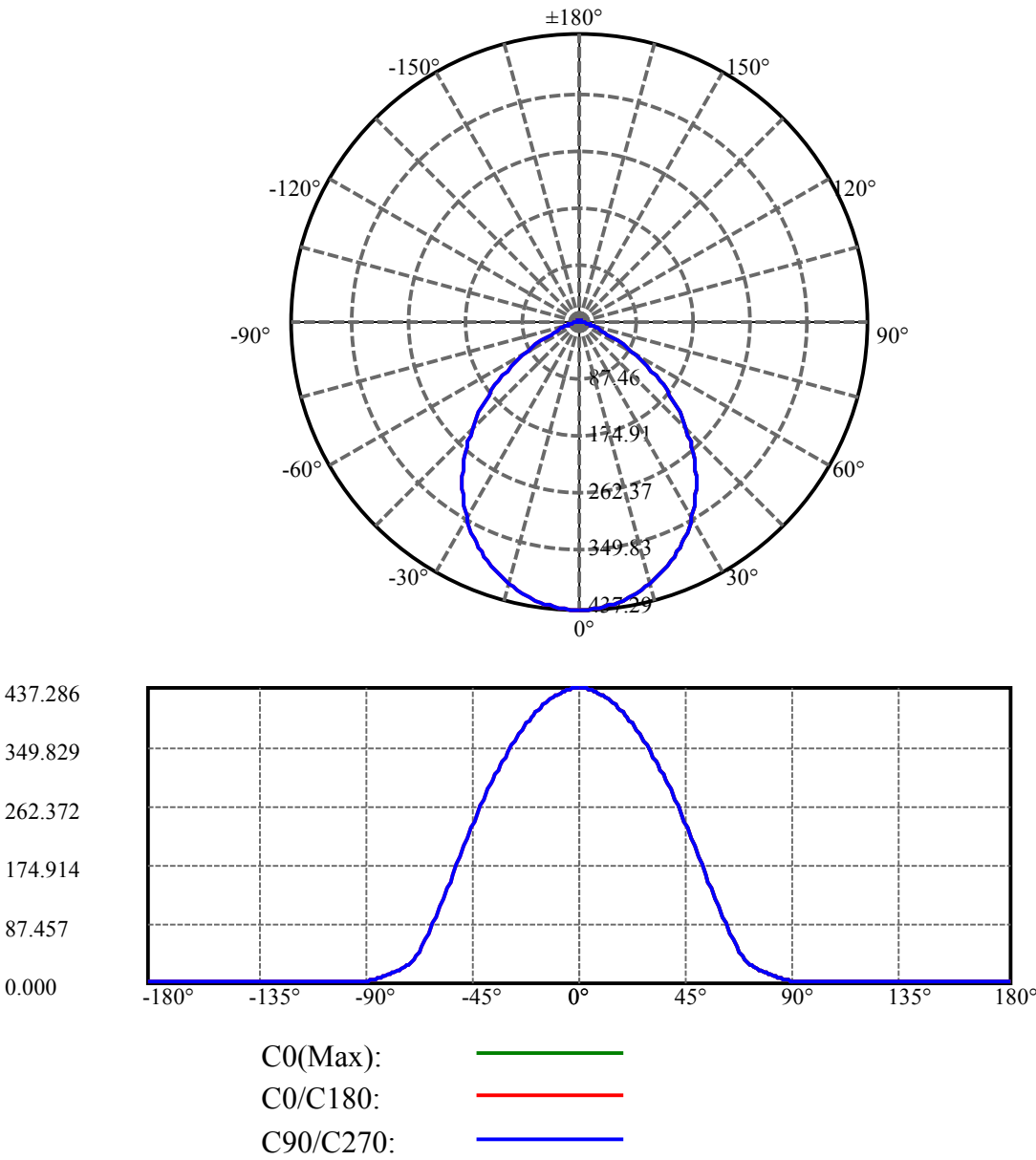
Beam angle of C0 plane : 92.77

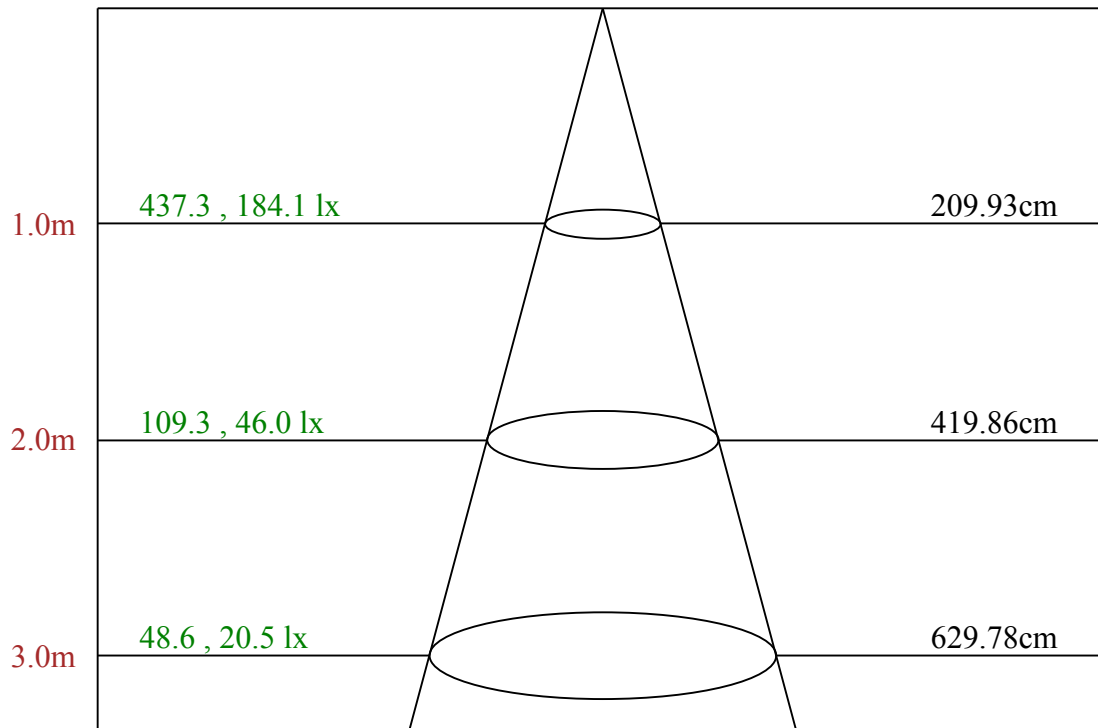
Average BeamAngle(IEC 61341): 92.77

Equipment: equipamento lumini
Temperature(°C): 25.0

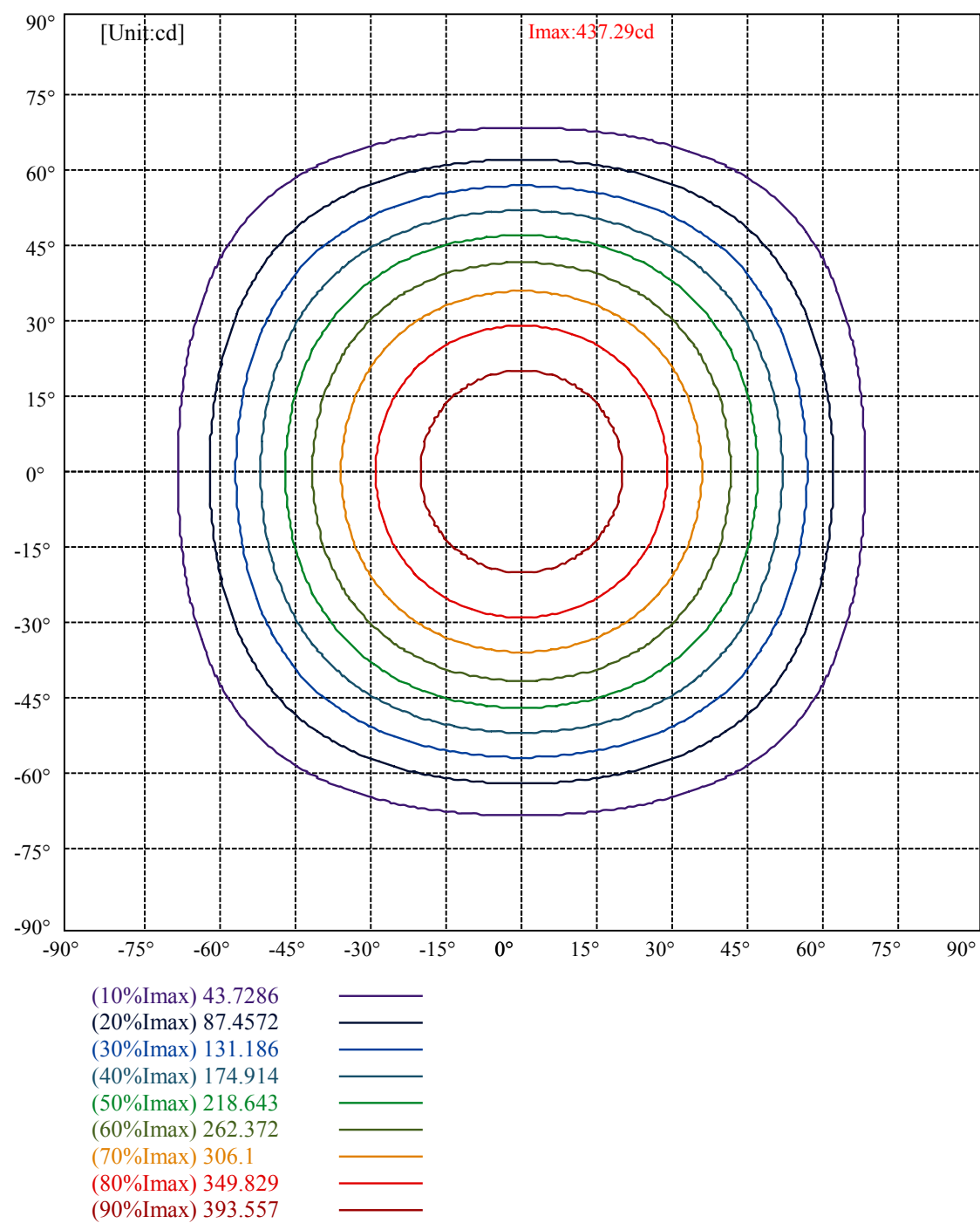
Date: 22/09/2025
Humidity(%): 58.0%

Operator: 01
Distance(m): 6.90





Max , Ave Beam angle of C0 plane 92.77



lumini

Luminance Limiting Curve(no luminous side)

Appendix Page: 5 Total:6

Luminance Table

γ	45	50	55	60	65	70	75	80	85
C0	4305	3840	3254	2597	1856	1250	1016	992	964
C45	4305	3840	3254	2597	1856	1250	1016	992	964
C90	4305	3840	3254	2597	1856	1250	1016	992	964

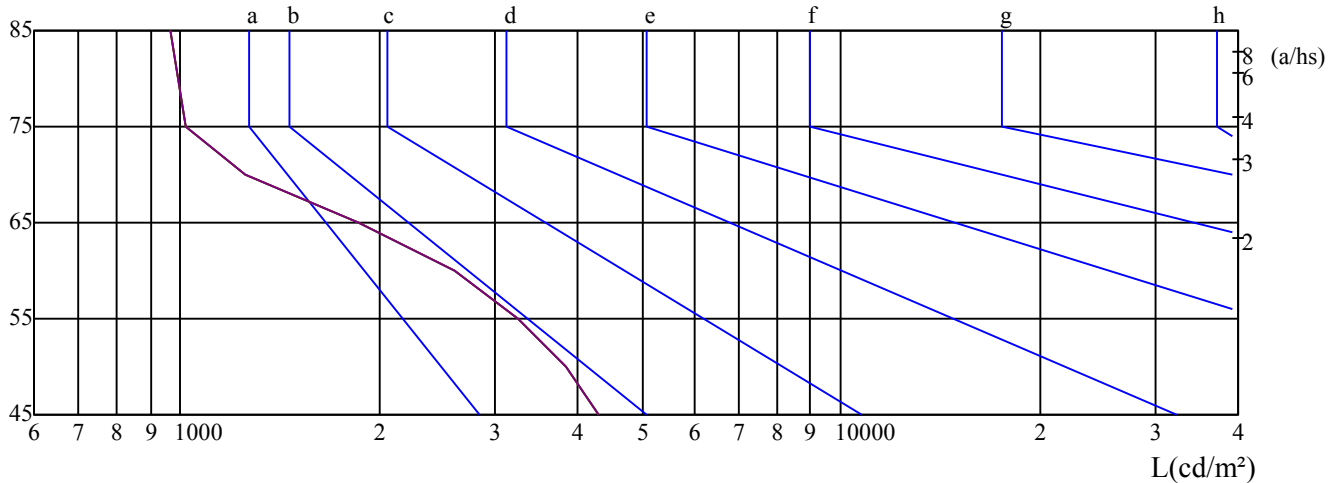
L(Hor)(65)	L(Ver)(65)	L45(65)	L(Hor)(75)	L(Ver)(75)	L45(75)	L(Hor)(85)	L(Ver)(85)	L45(85)
1856	1856	1856	1016	1016	1016	964	964	964

Glare Table

Glare	Quality	Service Values Illuminance(lx)							
1.15	A	2000	1000	500	≤ 300				
1.5	B		2000	1000	500	≤ 300			
1.85	C			2000	1000	500	≤ 300		
2.2	D				2000	1000	500	≤ 300	
2.55	E					2000	1000	500	≤ 300
		a	b	c	d	e	f	g	h

Luminance Limiting Curve

$\gamma(^{\circ})$



C0 ———

C45 ———

C90 ———

Equipment: equipamento lumini
Temperature($^{\circ}\text{C}$): 25.0

Date: 22/09/2025
Humidity(%): 58.0%

Operator: 01
Distance(m): 6.90

Illumination assessment according UGR											
Rf of Ceiling	70	70	50	50	30	70	70	50	50	30	
Rf of Wall	50	30	50	30	30	50	30	50	30	30	
Rf of Floor	20	20	20	20	20	20	20	20	20	20	
Room dimensions		Viewed crosswise					Viewed endwise				
X	Y										
2H	2H	16.78	18.20	17.17	18.56	18.92	16.97	18.40	17.36	18.75	19.12
	3H	17.26	18.54	17.68	18.92	19.30	17.52	18.80	17.94	19.18	19.57
	4H	17.35	18.54	17.77	18.93	19.34	17.61	18.81	18.04	19.20	19.61
	6H	17.45	18.55	17.89	18.96	19.39	17.72	18.82	18.16	19.23	19.67
	8H	17.46	18.51	17.90	18.93	19.38	17.74	18.80	18.18	19.21	19.66
	12H	17.46	18.47	17.91	18.89	19.35	17.75	18.77	18.20	19.19	19.65
4H	2H	17.16	18.36	17.59	18.75	19.16	17.33	18.52	17.76	18.91	19.32
	3H	17.71	18.71	18.16	19.13	19.59	17.94	18.93	18.39	19.36	19.82
	4H	17.89	18.76	18.36	19.22	19.70	18.13	19.00	18.59	19.45	19.94
	6H	18.02	18.79	18.51	19.27	19.76	18.26	19.03	18.75	19.51	20.00
	8H	18.08	18.80	18.59	19.29	19.79	18.34	19.06	18.84	19.54	20.05
	12H	18.14	18.81	18.65	19.28	19.83	18.41	19.08	18.92	19.56	20.11
8H	4H	17.90	18.62	18.40	19.10	19.61	18.12	18.84	18.62	19.32	19.83
	6H	18.09	18.69	18.61	19.19	19.74	18.32	18.92	18.84	19.42	19.97
	8H	18.25	18.78	18.80	19.32	19.85	18.50	19.02	19.05	19.57	20.10
	12H	18.36	18.80	18.91	19.34	19.89	18.63	19.07	19.19	19.61	20.17
12H	4H	17.88	18.55	18.40	19.03	19.58	18.10	18.77	18.62	19.25	19.80
	6H	18.14	18.67	18.69	19.21	19.74	18.37	18.89	18.92	19.44	19.97
	8H	18.29	18.73	18.84	19.27	19.83	18.53	18.97	19.09	19.51	20.07
Variation with the observer position at spacings:											
S = 1.0H		0.4/-0.7					0.4/-0.7				
S = 1.5H		0.7/-1.9					0.7/-1.9				
S = 2.0H		2.6/-2.9					2.6/-2.9				
Standard tables:		BK2					BK2				
Uncorrected UGR		-0.5					-0.5				

依据CIE Publ. 117 计算 UGR, S/H = 0.25